

Storm Water Pollution

The Michigan Department of Transportation (MDOT) maintains over 10,000 miles of roads and their associated drainage systems.

While this transportation network supports extensive commerce and travel, it also accumulates contaminants from vehicles, road construction, and maintenance. Common contaminants include sediment, oil, grease, and fertilizer.


These contaminants are then washed from the pavement during rain showers and snow melts and enter our streams, rivers, and lakes. Excess pollutants may cause public health concerns, harm aquatic and animal life, lead to excess growth of vegetation, and produce unpleasant odors.

Storm Water Solutions

In response to this issue, MDOT has developed a Storm Water Management Plan (SWMP). The SWMP is designed to enhance the way MDOT does business so that storm water pollution is reduced or eliminated.

Solutions in the SWMP are as simple as good housekeeping, or as complex as building new storm water management structures. Just

as we are paying closer attention to our practices, we encourage you to educate yourself and do the same.




Together... **Better Roads, Cleaner Streams**

Anonymous Reporting


To protect the quality of our streams and public health, please report sources of pollution you witness along the roadside or at rest areas and roadside parks, including:

- Dumping waste/oil or other vehicle fluids
- Improper connections outletting to ditches



You can do this anonymously by calling the Pollution Emergency Alerting System (PEAS):

Report Illegal Discharges!
Call PEAS at (800) 292-4706




A friendly reminder
from our cleaner
streams mascot,
DOT the Drop:

**ONLY RAIN
IN THE DRAIN!**


Learn More

For additional information on MDOT's efforts to protect our lakes and streams and/or to get involved in local protection efforts, visit our web site at:

www.michigan.gov/stormwatermgt



5,000 copies printed at \$0.1429 each for a total cost of \$714.73
printed on recycled paper with soy ink



Together...

**Better Roads,
Cleaner Streams**

Did you know that contaminants on paved surfaces can pollute our valuable fresh water resources?

MDOT has developed a plan to help prevent storm water pollution, but the reality is that pollution comes from millions of individuals over the entire state. You can help protect our rivers, lakes, and streams by learning how easy it is to make a difference.

We Can Make a Difference!


1. Help Keep Pollution Out of Storm Drains

Storm drains in the street lead to our lakes and streams. So, any oil, pet waste, fertilizer, gasoline, or chemicals on the pavement can enter a storm drain and contaminate our water resources. With millions of people over the entire state, we all need to be aware of what ends up in our storm drains. Remember, only rain in the drain!



2. Never Fertilize When Rain is Expected

Storm drains in our streets empty into our lakes and streams. So, when we fertilize our lawn just before it rains, the fertilizer is flushed into the drain and pollutes our fresh waters. Not only is this a waste of time and money, it causes excess



algae to grow that use up the oxygen fish need to survive.

Everyone needs to be aware of the cumulative effects of lawn care practices. How can you help?

Use a slow-release,


low-phosphorus fertilizer, follow package directions, sweep (don't hose!) excess onto the lawn, and never fertilize when rain is expected!

3. Properly Dispose of Automotive Products and Don't Top Off

Antifreeze, deicer, gasoline, cleaners, solvents, and motor oil are just some of the automotive products that enter our storm drains.

You can help keep these out of our lakes and streams.

Don't top off when you fill your tank. Soak up spills immediately. Dispose of hazardous items properly. Never put them in the trash, down the storm drain, or on the ground. Call your County Health Department to locate a hazardous waste center near you.



4. Clean Up After Your Pet at Rest Areas and Parks

Most of us pick up after our pets to be a good neighbor and to keep rest areas and roadside parks clean. But there's another very important reason.



Pet waste left on the sidewalk or lawn allows harmful bacteria to be washed into the storm drains, polluting our lakes and streams.

So, what can you do to help? Simple. Whether at a rest area or roadside

park, use the designated pet run area and dispose of your pet's waste in the trash.



5. Practice Good Car Care

Did you know that just four quarts of motor oil can form an eight-acre oil slick if spilled or dumped down a storm drain? There are millions of cars in Michigan, so even small leaks matter.

Keep your car tuned and fix leaks promptly. Not only will your car run better and last longer, it will be good for our lakes, streams, and air.

When it comes to washing your car, keep the dirty water from going into the street and storm drain by washing your car on grass or gravel. Or, use a car wash facility where the dirty water receives treatment.



6. Properly Dispose of Travel Trailer Waste

What do you do when it's time to dump your travel trailer waste? Remember that sewage dumped on the ground or in a storm drain is a danger to public and environmental health, and pollutes our waterways.



Make sure to end your trip with a visit to a proper dump station! Visit www.rvdumps.com for a list of dumps by state and major interstates, or call your local wastewater treatment plant.

Together... **Better Roads, Cleaner Streams**